

MADE
IN
GERMANY



REVOLVING DUAL PANORAMA SCAN CAMERA

REVOLVER 80

REMOTE VISUAL INSPECTIONS OF PIPE AND TUBE WALL
AND ORBITAL WELDING



FAST INSPECTION RESULTS


Benefit from information of 360° panorama panning shots with endless rotation.

EXCELLENT REPRODUCIBLE IMAGING

Search and focus always from the tube centre. Survey quickly your whole orbital weld with a wide angle view. Find and secure relevant deviations. Get maximum details even from a greater distance with the 10x optical zoom function.

REDUCE INSPECTION TIME & COSTS

Using the forward viewing camera, the inspection target is easy to locate and reach. The centring device with a connected push rod is keeping the camera in the center of the tube. Focus at any time during a panoramic scan. Precise camera control with the motorised scan and stop functionality. Save search and inspection time, reduce equipment maintenance costs while improving inspection results.



FAST OVERVIEW WITH PANORAMIC SCAN OF ENDLESS 360° ROTATION

- ⚡ Controlled by the joystick or following a predefined software scan mode, the side view camera is revolving 360° endlessly, ensuring 100% orbital weld or tube wall panorama inspections.
- ⚡ No detail is missed. On the tip of your finger you zoom onto the smallest detail from the remotest areas with the impressive 10x optical and additional electronically zoom.
- ⚡ A high resolution forward view camera is offering excellent sight and orientation within your application.
- ⚡ The powerful dual illumination technology is delivering homogenous automatic or manual illumination, even in big dark cavities. A user defined left/right level functionality maximizes the potential failure contrast also on shiny and reflective surfaces such as coated or electro polished food grade tubes.

POSITION SAVE SCAN & AUTO RETURN

- ⚡ Specific camera positions can be saved and recalled. If used, the camera automatically returns precisely to positions of interest. The auto Run & Scan function is ensuring the systematic outright containment wall inspection. Camera positions can be displayed and recorded.

AUTO LEVELING FUNCTION


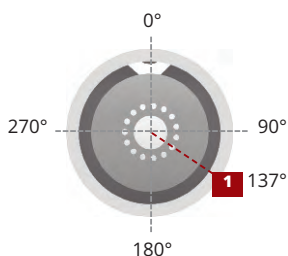
- ⚡ Orientation and image interpretation are easy now. Orientation during remote visual inspection after a view twists and turns is difficult. If there is no specific geometry or water level, up/down left or right orientation will be lost. Manoeuvring the instrument, interpretation of the image and securing full inspection can become a nightmare. The Revolver 80 auto level function solves these problems by keeping your camera in an upright 0° position. This resets the orientation and ensures a precise inspection starting point. Equipment handling and image interpretation are easy. Reduced inspection time leads to lesser user and equipment fatigue and hence to lower costs. Longitudinal weld seam inspections are seamless.

THE MATRIX INSPECTION & DOCUMENTATION PLATFORM



Simply connect the camera head cable to the MATRIX SNK/Revolver 80 docking bay interface. The MATRIX software will automatically recognize your Revolver 80 and offer a fantastic portfolio of features and capabilities setting new standards in the industry. The camera image is shown in unique quality and high resolution. System operation is controlled by the integrated joystick and easy touch screen interface. The image and video documentation quality of the MATRIX system will elevate your work to the highest standard.

The MATRIX platform is offering many additional useful capabilities and time advantages while just using one remote visual inspection solution.

POSITION SAVE & AUTO RETURN



AUTO LEVELING



MATRIX RVI AND DOCUMENTATION PLATFORM



REVOLVER 80










CAMERA HEAD

Dimensions in mm (inch)	(W) 409 (16.10) x Ø 79 (3.11)
Weight in kg (lbs)	1.2 kg (2.6)
Material	Anodized aluminium
Resolution	Side view camera: 530 lines Front view camera: (H) 752 x (V) 582 pixel, light sensitive, FOV: 70° Camera moduls toggle
Zoom	Side view camera: 10x optical / 12x digital zoom (FOV range: 4.6° to 46°)
Iris & Shutter	Manual and automatic
Illumination	2 x 4 ultra-bright LED illumination for side module (manual / auto) 15 x ultra-bright LED illumination for front module (auto)
Panoramic Scan	Endless 360° rotation Digital control Rotation speed: 0.1° to 90° / sec. Self-levelling automatic keeps the camera head in upright position (positioning dependent to earth-gravitation)
Working length in m (ft.)	3 m (9.8) to 50 m (164), optional up to 200 m (640)

OPERATING ENVIRONMENT

Temperature	-10°C (15°F) to 50°C (120°F), recommended range
Waterproofness	Splash-proof

OPTIONAL ACCESSORY

Camera head transport case	The robust, mobile storage and transportation case fitting one Revolver 80 and one SNK camera head. Dimensions in mm (inch): (W) 415 (16.34) x (H) 465 (18.31) x (D) 190 (7.48) Weight in kg (lbs): 3.25 (7.16).					
MATRIX E3 power pack with battery interface	MATRIX E3 power pack with battery interface. Work independently from the mains for up to 5 h in battery mode.					
Accessory soft pouch	The soft pouch has defined interior to hold loose camera cable up to 50 m (164 ft.). There is space for accessories such as centering device and tools needed. The practical shoulder strap makes transportation easy. Accessory soft pouch including: Standard main cable soft bag (up to 50 m / 164 ft.).					
Slip ring cable reel	The practical reel is to be used if the camera cable length exceeds 50 m. Just unwind as much cable as needed while operating. The cable on the reel helps cable handling and the workspace clear of tripping hazards. The drum integrated electronics amplify and drive the camera and power up to 200 m (640 ft.) cable length.					
Centering ring small (included in scope of delivery)	The material (POM) and shape of the centering ring are creating minimal friction when pushing the camera inside a pipe. The camera head is held in central position allowing fast orbital inspection without resetting image and focus settings. The recommended min. pipe dimensions are 100 mm (3.94") to max. 200 mm (7.87").					
Centering fixture medium	This centering tool is used inside medium size pipes. The adjustment range of the tool is 140 mm (5.51") to 210 mm (8.27"). It keeps the camera off the ground and eases inspection when centered. Six plastic wheels ensure low operation friction when pushing the system inside the pipe. Construction: aluminium. The recommended min. pipe dimensions are 145 mm (5.70"), to max. 400 mm (15.74").					
Centering fixture large	This tool is to be used with the Revolver 80 camera head inside big size pipes. Its adjustment range is 225 mm (8.86") to 540 mm (21.25"). It positions the revolving camera in the centre of the pipe. Six strong plastic wheels ease the operation and friction. The recommended min. pipe dimensions are 230 mm (9.05"), to max. 1.000 mm (39.37"). Construction: aluminium.					
Connectable push rods	These push rods are available in different length and flexibility. Standard length is 1.5 m (4.92 ft.). They connect with 10 mm fast connectors. Soft, medium and stiff flexibility grade rods help pushing the camera over greates working distances and around tight radiuses. Up to twenty-five rods fit in the pratical quivers style soft bag.					
Glass fiber pushing aid	The fibre rod connects with the fast mount end to the camera head or alternatively to the centering trolley. The following sets of working length and stiffness are available.					
	TYPE	FIBER SIZE	LENGTH	WEIGHT	OTHER	
	PE coated	6 mm / 0.23"	30 m / 98 ft.	6.8 kg / 14.99 lbs	Reel in steel	
	PE coated	6 mm / 0.23"	50 m / 164 ft.	7.8 kg / 17.19 lbs	Reel in steel	
	PE coated	9 mm / 0.35"	50 m / 164 ft.	12 kg / 26.45 lbs	Reel in steel	
	PE coated	9 mm / 0.35"	70 m / 230 ft.	14 kg / 30.86 lbs	Reel in steel	
	PE coated	11 mm / 0.43"	100 m / 328 ft.	35 kg / 77.16 lbs	On wheels / Reel in steel	
	PE coated	15 mm / 0.59"	150 m / 492 ft.	77 kg / 169.75 lbs	On wheels / Reel in steel	

All specifications are subject to change without notice due to technical progress.



Connect, control



Visualize



Edit, record,
communicate



Archive

REVOLVER 80

XPANDING YOUR VU®



viZaar industrial imaging AG

Hechinger Straße 152
72461 Albstadt / Germany
Tel.: +49 7432 98375-0
Fax: +49 7432 98375-50
FreeCall 0800 3600371 (only within Germany)
www.vizaar.de
info@vizaar.com

viZaar industrial imaging AG Vertriebs-, Dienstleistungs- und Schulungszentrum Rhein-Main

Lupusstraße 17
35789 Weilmünster-Wolfenhausen / Germany
Tel.: +49 6475 91129-0
Fax: +49 6475 91129-29

viZaar industrial imaging AG Vertriebs- und Dienstleistungszentrum West

46348 Raesfeld / Germany
Tel.: +49 170 5703130



viZaar Industrial Imaging - North America

4533 Gibsonia Road
PA 15044 Gibsonia / USA
Tel.: +1 724 449-3270
Fax: +1 724 449-3273
www.vizaar-na.com
info@vizaar-na.com



viZaar Russia & CIS

197022, St. Petersburg,
Professora Popova 37B
Russia
Tel.: +7 9852220677
www.vizaar.ru
info@vizaar.ru



viZaar South-East Asia Sdn. Bhd.

2A Lrg Desa Utama Jln Masjid Kayu
Ara PJU 6
47400 Petaling Jaya Selangor, Malaysia
Tel.: +603 772 217-10
Fax: +603 772 217-10
www.vizaarsea.com.my
info@vizaarsea.com.my



FORT SA

3 rue Lambert
Parc Lavoisier
91410 Dourdan / France
Tel.: +33 1608 11818
Fax: +33 1645 99573
www.fort-fr.com
info@fort-fr.com



FOR MORE
INFORMATION

Authorised sales and service distributor of viZaar®: